



**Volume 2**

## **Construction Catalogue 2018/19**



# Index

## Eye & Face Protection

4- 10

Eye & Face

## Head Protection

11 - 14

Hard Hats

## Respiratory Protection

15 - 22

Dust Masks

## Hearing Protection

23 - 29

Earmuffs

## Body Protection

30 - 35

Overalls

## Hand Protection

36 - 45

Gloves

## High Visibility

46 - 50

Vests

## Foot Protection

51 - 65

Safety Boots

## Accessories

66 - 70



**FORCE™**  
PROTECTIVE GEAR



**PRIDE™**  
PROTECTIVE GEAR



**STORM™**  
PROTECTIVE GEAR

## LEVEL OF RANGE

### Economy

Economy products refer to a segment of products that offer exceptional value in relation to price while complying with relevant quality and safety specifications. Economy products are manufactured to offer value and utility at the most competitive price.

### Intermediate

Intermediate products refer to a segment of products that strike a balance between high quality engineering and good value. This range is designed to be highly usable and durable and manufactured to meet the requirements of most industries and customers.

### Premium

Premium products refer to a segment of products that are of high value due to the unique design and engineering used to create a superior quality product. Premium products are manufactured specifically to emphasise their exclusivity or rarity.



**Eye & Face Protection**



Every year, thousands of people suffer from eye injuries in the workplace. Of these injuries, the vast majority may have been avoided if suitable eye and face protection was used. Through our network of premium suppliers as well as our House Brands, Select PPE offers protective eye and face solutions designed to not only fulfil the primary function of effective protection, but also to make the products comfortable and suitable for every user.

## WHAT TYPE OF PROTECTIONS SHOULD YOU CHOOSE?

### SAFETY SPECTACLES:

Protection for eyes against:

- Dust and fine particles
- Low energy impacts (mechanical resistance for an impact up to 45 m/s).
- Harmful rays: Ultraviolet (UV) / Infrared (IR).



### GOGGLES

Protection for eyes against:

- Medium energy impacts (mechanical resistance for an impact of up to 120 m/s).
- The risk of intrusion by dust, fine particles or harmful chemical products (liquids, sprays, gas).
- The risk from molten metal projections.
- Harmful rays (UV / IR).



### FACE SHIELDS:

Protection for the eyes and face against:

- Medium and high energy impacts from sparks or solid bodies, plus projections (liquids, molten metals) that can cause generalised facial injuries.
- Hazards from electric arc discharges caused by short-circuits.
- Harmful rays (UV / IR).



## European Safety Standard for Personal Eye Protection: EN166: 2001

European standard, applying to all types of individual protection of the eye which protects from hazards likely to damage the eye, except for nuclear radiation, x-rays, laser emissions and infrared emitted by low-temperature sources. Does not apply to eye protection for which separate standards exist (e.g. anti-laser eye protection, sunglasses for general use).

## American National standard - Personal Eye and Face Protective Devices: ANSI/ISEA Z87:2015

This standard, provides minimum general requirements, test method, selection, use and maintenance of eye and face protection devices.

2 levels of protection:

Z87 marking = "Basic Impact"

Z87+ marking = "High Impact"

RISK TO THE EYE FROM HARMFUL RADIATIONS			
Zone	Wave Length	Environment	Eyesight damage
UV-A	215 - 380nm	Outdoor work	Eye fatigue, Partial blindness, Cataract, Sunshine
UV-B	280 - 315nm	Sunlight, Industrial environment	Cataract, Welder Flash, Arc Flash
UV-C	100 - 280nm	Industrial environment, Welding	Cornea or Crystalline Lesions, Loss of eyesight
Blue-Light	400 - 480nm	Industrial environment, computer work, Outdoor work	Retinal Lesions, Loss of eyesight, Blurring degeneration (age), Retinitis pigmentosa
Infrared	780 - 1400nm 1400 - 2000nm	Electric welding, Molten work: Glassmaking, steel production Microwave processes, Sunlight	Retinal Lesions, Blurring degeneration (age), Retinitis pigmentosa, Cornea or Crystalline Lesions

# Introduction

# Eye Protection

## Marking on lens

Scale numbers (filters only)

Identification of the manufacturer

Optical class

Symbol for mechanical strength (optional)

Mechanical strength	
none	without mechanical strength (filters only)
S	increased strength (filters only)
F	low energy impact (45m/s)
B	medium energy impact (120m/s)
A	high energy impact (190m/s)

Symbol for non adherence of molten metal and resistance to penetration of hot solids (optional)

Symbol for resistance to surface damage by fine particles (optional)

Symbol for resistance to fogging (optional)

Certification mark

## Marking on frame

Identification

of the manufacturer

Number of the  
EN Standard

Field(s) of use (where applicable)

Certification mark

Symbol for resistance to high speed particles (where applicable)

Mechanical Strength	
none	without mechanical strength (filters only)
S	increased strength (filters only)
F	low energy impact (45m/s)
B	medium energy impact (120 m/s)
A	high energy impact (190 m/s)

Designation	Description of application areas	
none	General use	Non specific mechanical risks, risks due to UV and/or IR light
3	Liquids	Liquids (droplets and splashes)
4	Coarse dust particles	Dust with >5µm grain size
5	Gas and fine dust particles	Gas, vapour, mist, smoke, and dust with < 5µm grain size
8	Short circuit electric arc	Electric arc due to short circuit in electrical equipment
9	"Molten metal and hot solids"	Splashes of molten metal and penetration of hot solids

## LENS TINTING AND COATINGS:

At Select PPE, through our network of premium suppliers, there are many lens colours, or tints available for your specific application.

### The benefits and limitations of each shade

Some shades, such as orange, blue or purple, will allow more light in, which will blur colour perception. Therefore, those tints are not recommended for workers who must work with colour codes or traffic lights. On the other hand, amber, smoke or espresso lenses will reflect colours more accurately.

For outdoors, smoke shades are preferable, as well as mirror silver or blue. The last two protect against excessive glaring, UV rays and reduce reflection. Espresso lenses offer basically the same benefits, in addition to improving depth perception and reducing eye fatigue.

As for amber lenses, they improve contrast and are particularly efficient in low light. However, they are not designed for outdoor use.






Neon lighting is known to cause eye fatigue among workers. A blue-tint lens cancels yellow light, in addition to having a very pleasant effect on the human eye.

### Coloured lenses, beyond eye protection

Many work accidents are caused by visual perception deficiency. Some tasks are riskier than others. For example, think about forklift operators driving from one building to another. The indoor / outdoor mirror lens has been specifically designed for them, as it reduces the changes in light intensity.

A hand, a foot or even a life could be saved with an improved depth and contrast perception when using different lens shades.

## Lens Tint Chart

Lens Colour	Application	Glasses Type
Clear Lens	Impact Protection	
Black/Grey Lens	Outdoor use Glare protection	
Amber Lens	Outdoor use in low-light situations Enhances contrast	
Orange Lens	Meant for low-light use Offers a high contrast	
Blue Lens	Indoor use Offers a high contrast for situations where excessive sodium vapour or yellow light is present	
Mirrored Lens	Reduce glare	
Polarised Lens	Polarised finishes on lenses block intense reflected light Reduce eye-fatigue caused by glare	

## FORCE GOGGLE CLEAR POLYCARBONATE



### Features

- Economic safety goggle with comfortable headband
- Soft PVC frame with PC lens
- Direct Ventilation
- Anti-dust and impact
- Light weight with comfortable design, superior side and brow protection
- Suitable for general, industrial and laboratory use

## FORCE GOGGLE CLEAR POLYCARBONATE

Code: **IPCCL-0003-FO-000**

Colour: **Clear** | Size: Universal

### Technical Data

- Polycarbonate Lens
- EN166 Approved

## STEALTH 9000 SAFETY SPECTACLES BLUE MIRROR MC LENS



### Features

- Lightweight safety spectacle
- Adjustable nose bridge
- UVA, UVB & UVC protection
- Class 1 optics with Mist Resist™
- B Grade impact (120 meters per second small object impact rating) at extreme temperatures
- 25g lightweight

## STEALTH 9000 SAFETY SPECTACLES BLUE MIRROR MC LENS

Code: **IPCVC-0003-JP-000**

Colour: **Blue** | Size: Universal

### Technical Data

- Polycarbonate Lens
- K&N Rated
- EN166 Approved

## CLEAR POLYCARBONATE GOGGLES WITH ELASTIC



### Features

- Anti dust and impact safety goggles
- With comfortable headband
- Lightweight with comfortable design, superior side and brow protection
- Resistant to liquids, dust and impact
- With anti-scratch and anti-fog coating

## CLEAR POLYCARBONATE GOGGLES WITH ELASTIC

Code: **HHDWH-0004-JP-000**

Colour: **Grey / Orange** | Size: Universal

### Technical Data

- Polycarbonate Lens
- EN166 Approved





**VISORS CLEAR 400 X 1MM WITH BROWGUARD**

Code: **P162**


Colour: **Clear** / **Blue** | Size: Universal

**Features**

- Comes with adjustable ratchet and sweatband
- Provides protection against light impact and splash during industrial work and manufacturing

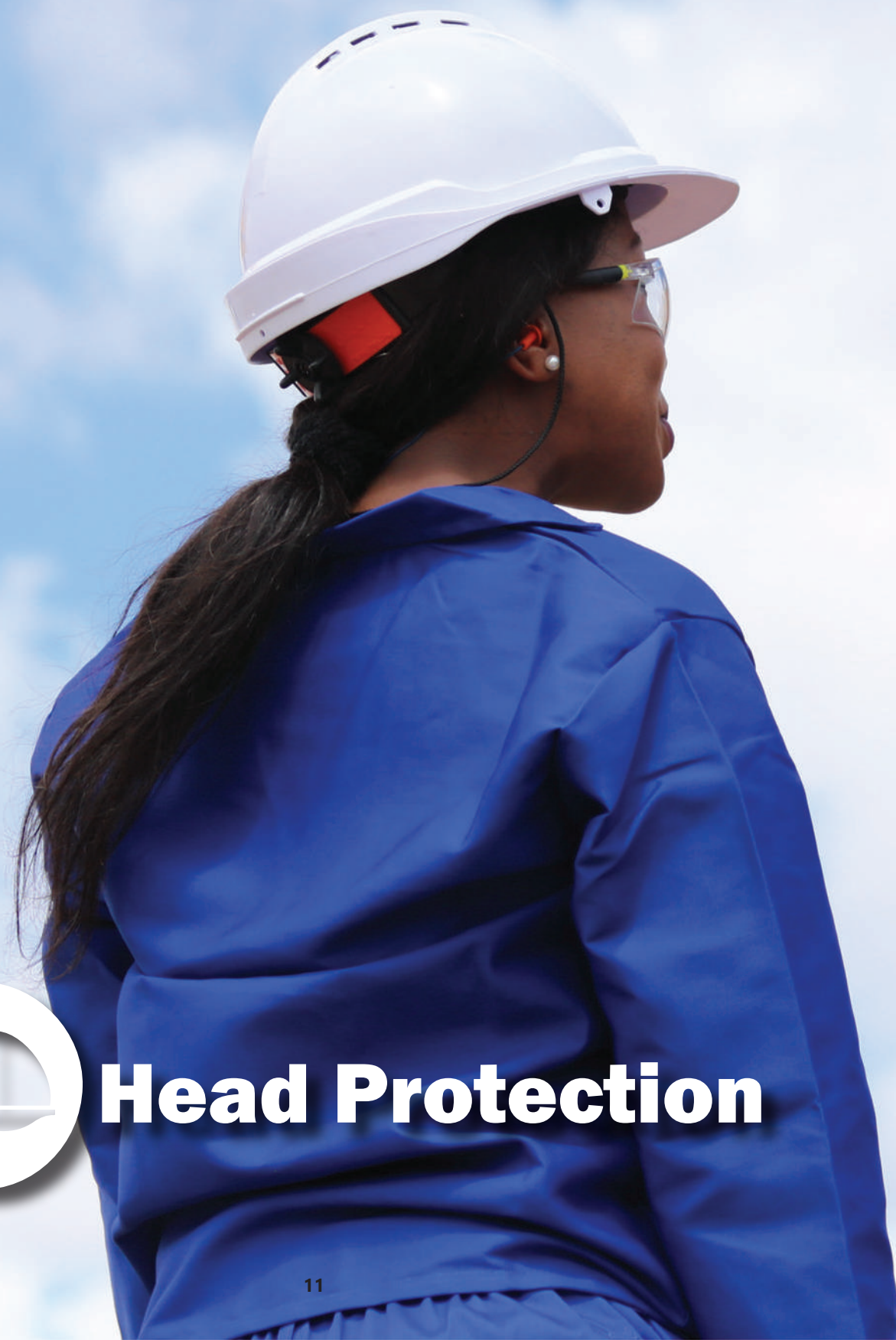
**Technical Data**

- Polycarbonate
- SANS 50566:1997



## Notes

[illegible]



# Head Protection

## HEAD INTRODUCTION

At Select PPE, through our network of premium suppliers, we offer a range of safety helmets and head protection. These safety helmets and accessories offer secure and comfortable protection. Our range of head protection features elegant, lightweight shell designs, adjustable fittings and comfortable padding. The range of ratchet-adjustable designs use the natural shape of the head to create a firm but comfortable fit, guaranteeing the user a superior level of comfort throughout the day.

## HARD HAT

A hard hat is a type of helmet predominantly used in workplace environments such as industrial or construction sites, to protect the head from injury due to falling objects, impact with other objects, debris, rain, and electric shock. Hard hats could be combined with face protection and hearing protection.

## EN STANDARDS

EN 397	The standard industrial safety helmet standard
EN 14052	The standard for high performance industrial safety helmets
EN 12492	The standard for mountaineers
EN 50365	The standard for electrical insulation

## BUMP CAP

A bump cap is a lightweight hard hat using a simplified suspension or padding and a chin strap. Bump caps are used where there is a possibility of scraping or bumping one's head on equipment or structure projections, but are not sufficient to absorb large impacts, such as that from a tool dropped from several stories.

## EN STANDARDS

EN 812	The standard for industrial bump caps
--------	---------------------------------------



## HARD HAT NEW NIKKI 2 CLOSED OR OPEN VENT STD LINER - NO BRACKET



## Features

- Closed or Open vent
- Material contains ultra violet inhibitor to protect and extend life of helmet
- Anti-glare peak
- Supporting ring for cap attachment
- Contoured rain channel for maximising lateral rigidity
- Slots for integration of accessories like earmuffs, visors, face shields
- 4 Point shock absorption lining
- Lining replaceable
- Reinforced ribs for additional shell strength

## • Optional extras:

- Embossing with company logos
- Chin strap attachments
- Mining cap lamp and cable brackets

## HARD HAT NEW NIKKI 2 CLOSED OR OPEN VENT STD LINER - NO BRACKET

Code: **P1935WH + P1936WH**Colour: **White** | Size: Universal

## Technical Data

- Lightweight HDPE
- SABS 1397:2003

## Available in These Colours

Beige	Light Blue
Black	Mauve
Brown	Orange
Copper	Pink
Dark Blue	Purple
Dark Green	Royal Blue
Emerald	Red
Gold	Turquoise
Grey	Yellow

## EVO2 SAFETY HELMET WITH SLIP RATCHET



## Features

- Helmet combines a super strong shell for superior all day protection in the widest range of environments, with the comfort and benefits of the new Evolution® 3D Adjustment™ harness system
- Tough HDPE shell
- A 6-point polyethylene cradle harness system, which offers supreme comfort without compromising performance
- Egyptian cotton core with porous PU coating for maximum sweat absorption, PH neutral and dermatologically tested
- 3D Precision Fitting, using a 1-2-3 point harness depth setting
- OneTouch™ Slip Ratchet

## Optional Extra:

- Integrated visor for eye protection
- Universal Slots enable firm fitting of a range of Surefit™ safety visors and ear defenders
- Extra large area for logos on the front, sides and rear
- Electrical Insulation (Non-vented only)

## EVO2 SAFETY HELMET WITH SLIP RATCHET

Code: **HHDWH-0004-JP-000**Colour: **White** | Size: Universal

## Technical Data

- Lightweight HDPE
- EN 397 approved
- EN 50365 Class 0 10KV standard

Also available in the following colours:

<input type="checkbox"/> White
<input type="checkbox"/> Black
<input type="checkbox"/> Orange
<input type="checkbox"/> Yellow
<input type="checkbox"/> Blue
<input type="checkbox"/> Green
<input type="checkbox"/> Red



# Notes

[illegible]



**Respiratory Protection**



## Respiratory Protection

Through its network of premium suppliers, Select PPE offers you a wide range of disposable, reusable, powered and supplied air respirators for protection against gases, vapours and particulates. This allows you to choose the level and type of protection, comfort, style and maintenance requirements you need to work safely, comfortably and effectively.

### Four Step Guide

Before selecting Respiratory Protective Equipment (RPE), a full risk assessment must be carried out in accordance with the relevant health and safety legislation. Where respirators are used in the workplace, a formal RPE programme should be implemented. It should include:

- Identification of the hazard and risk assessment.
- Education and training must be properly emphasised and conducted.
- Maintenance, cleaning and storage programmes must be established and routinely followed for reusable respirators.
- The whole programme must also be reviewed at regular intervals.

To correctly select RPE four basic steps should be followed:

#### 1. Identify the potential hazard.

Before any selection of respiratory protective equipment can be made, it is important to identify the hazard against which you wish to protect. These hazards can be divided into dusts, mists, fumes, gases and vapours. Consideration may need to be given to oxygen deficiency and even extremes of temperature. No respirator is ideal for all these types of hazard. For example, respirators fitted with dust filters will not protect against gases or vapours and gas/vapour filters will not protect against dusts.

#### 2. Understand and assess the contaminant's potential health effects.

Once the material against which you wish to provide protection has been identified, it is important to understand how that contaminant may affect your body. This information forms a vital part of the training the users receive and allows them to understand why they should wear the equipment provided. Also assess the level of contaminant in the workplace versus its Workplace Exposure Limit (WEL).

#### 3. Select the appropriate Respiratory Protective Equipment (RPE).

The RPE comes in a wide variety of types, each suitable for a particular range of applications. Although the type of application of certain RPE may overlap, no respirator is ideal for all applications and care should be taken to understand the limitations of any respirator before selection. The respirator selected must be correct for the work, the environment and the wearer, and not interfere with other PPE.

#### 4. Train the employees in the use and care of the respirator.

Once the respirator has been correctly selected for a hazard, the application and the individual wearer, it is essential to train the wearer in the correct fitting, use, maintenance and care of the respirator. It is also important to demonstrate the fitting of the respirator and how to conduct a face fit check. A Face Fit test should be performed on wearers of respirators with tight fitting facepieces i.e. disposable respirators and reusable half or full face masks.



There are three main types of respiratory protection available:

### Disposable Respirators

- Ideal for most industries and applications where wearers require particulate protection e.g. dusts and mists.
- A choice of cup-shape or flat-fold, valved or unvalved and also the option to protect against ozone and nuisance levels of organic vapours and acid gases.
- Available in two types to satisfy single shift use (NR) and reusable (R) requirements.
- Lightweight and maintenance free.
- Comfortable, convenient and easy to use.

### Reusable Half and Full Face Respirators

- Offers protection against particulates, gases and vapours, and combinations of the two.
- These respirators have integrated or replaceable filters and parts. They may be cleaned, stored and reused provided that they are in good condition.
- Full face respirators also offer integrated eye and face protection.
- Many models are fully maintainable.









## Powered Air & Supplied Air Systems

- Offer protection against dusts, mists, fumes, gases, vapours and combination hazards e.g. paint spray.
- May offer integrated eye, face, head, neck and hearing protection in one system avoiding incompatibility issues between items of Personal Protective Equipment (PPE) items.
- Modular system allows for the combination of parts as one's environment or application changes providing the ultimate in flexibility and ease of use.



## Identify the Hazards

 <b>DUST</b>	Sanding, grinding and brushing. Fibres from materials should also be treated as dust	 <b>FUME</b>	Evaporation of solid material under intense heat, such as welding.	 <b>GAS</b>	Air-like at room temperature.
 <b>MIST</b>	Formed by the processes that involve atomisation and tiny liquid droplets such as spraying	 <b>VAPOUR</b>	A gaseous state formed by evaporation of substances that are normally solid or liquid at room temperature.	 <b>OXYGEN DEFICIENCY/ ENRICHMENT</b>	When an atmosphere is likely to contain less than 18% oxygen or conversely where the risk is excessive for oxygen enrichment. Conventional masks are not suitable for oxygen deficient or enriched situations.

Application	Performance Level	
Sanding, Cutting, Drilling	Rust, Metal Particles, Filler	FFP1
	Concrete, Stone	FFP1
	Cement, Wood, Steel	FFP2
	Paints/ Varnish/ Anti-rust coating	FFP2
	Steel, Stainless Steel	FFP3
	Anti-Fouling Varnish	FFP3
Low temperature / oil spray		FFP2
Welding	Mild Steel, Zink (Autogen, MIG/MIK)	FFP2
	Stainless steel (Electrodes)	FFP2
	Soldering	FFP2

Work with Asbestos	Small amounts infrequent exposure	FFP3
Work with Glass and Mineral fibres		FFP2
Waste Sorting		FFP2
Spraying	Paint spray	FFP3
	Pesticides (water based)	FFP4
Utility Maintenance (e.g. filter change)		FFP3
Allergies	Pollen, Animal dander	FFP1
	Grain dust	FFP2
Contact with:	Mould / Fungus	FFP2
	Bacteria	FFP2
	Diesel exhaust/Smoke	FFP2

## Select the Correct Respirator

Once you have selected the protection factor you require, consider whether you need a cup-shaped respirator, or a foldable respirator, whether it has buckled straps and whether it is valved or not.

### Cup-shaped respirators

- Convex shape, nose clip and twin strap design
- Easy to fit
- Durable, collapse resistant shell



### Buckle Strap respirators

Robust and durable design provides multishift capability and secure feel



### Foldable Respirators

- Ultra soft, flexible and comfortable fit resulting from the multiple panel design







### Valved Respirators

- Effective removal of heat build-up provides a cooler and more comfortable wear
- Provides longer continuous wear time
- Reduces risk of fogging of spectacles and eyewear



### Reusable Respiratory Protection



Filter Type		
Type	Colour Code	Description
<b>A</b>		Organic Vapours and Gases with boiling point 65° and above
<b>B</b>		Inorganic Vapours and Gases (excluding Carbon Dioxide/ Monoxide)
<b>E</b>		Sulphur Dioxide and Other Acidic Vapours and Gases
<b>K</b>		Ammonia and Ammonia Derivatives Vapours and Gases
<b>ABEK</b>		Combination filter, all of the above
<b>P</b>		Dust / Particles

## Identifying the Hazards:

Application	Hazard	Typical Protection
Painting, Spraying, Vanishing, Coating	Solvent-Based Paint**	A2P3 R
	Anti-Fouling Paint Spraying/ Grinding	A2P3 R
	Water Soluble Paint	A1P2 R
	Solvents, Resins, Synthetic Resins**	A2P3 R
	Latex-Paint, Residual Solvents	A2P3 R
	Wood Preservatives	A1P2 R
Maintenance	Disinfection, Cleaning*	ABEK1P2 R
Decoration	Spray-On Glue, Foam, Varnish, Adhesive	A1P2 R
Waste Removal	Bacteria, Spores, Odours	A1P2 R
Agriculture	Pesticides, Insecticides	ABEK1P2 R
Wood Treatment	Bonding, Spray-On Glue	A2P3 R
Construction, Grinding, Cutting, Drilling	Tarring	A2P3 R
	Sealing	A1P2 R
	Spray Foam Insulation	A1P2 R
Coating	Organic Solvent / with boiling point less than 65OC	AXP3 R
	Ammonia Based Paint Remover	ABEK
	Polyurethane Coating**	ABEK1P3 R
	Solvent Based Varnish	A2
	Water Based Varnish	A1
Bonding	Solvent Containing Varnish	A1
Handling	Sulphur Dioxide	ABE
Handling	Hydrochloric Acid	ABE
	Liquid Manure	ABEK
	Ammonia	K
	Formaldehyde	A1 + Form
	Hazardous goods storage/ transport	ABEK1P3 R

Warning: This guide is only an outline. It should not be used as the only means for selecting a respirator. Details regarding performance and limitations are set out on the respirator package and user instructions. Before using any of these respirators, the wearer must read and understand the user instructions for each product. Specific country legislation must be observed.

\* excluding Formaldehyde.

Check the Risk:

Application limits for reusable half and full-face masks

Filter Classification	NPF* with Half Mask	NPF* with Full Face Mask
P1	4 x OEL	P1 5 x OEL
P2	10 x OEL	10 x OEL
P3	50 x OEL	200*** x OEL
Class 1 Gas and Vapour filters	10 x OEL or 1000ppm (whichever is lower)	200*** x OEL or 1000ppm (whichever is lower)
Class 2 Gas and Vapour filters	10 x OEL or 1000ppm (whichever is lower)	200*** x OEL or 5000ppm (whichever is lower)

AX-Filter for low boiling point (organic composition with a low boiling point under 65°C).

A1 and A2 Filters for organic vapour with a boiling point above 65°C.

\* Country APF should be used where available.

\*\* OEL please use local exposure limit.

\*\*\* Not the NPF.

ppm = parts per million

OEL = Occupational Exposure Limit  
NPF = Nominal Protection Factor

## Fitting Instructions

1. Cup the respirator in your hand with the nose piece at your fingertips allowing the headbands to hang freely below your hand.
2. Position the respirator under your chin with the nose piece up.
3. Pull the top strap over your head resting it high at the top back of your head. Pull the bottom strap over your head and position it around the neck below the ears.
4. Place the fingertips of both hands at the top of the metal nose piece. Mould the nose piece to the shape of your nose by pushing inward while moving your fingertips down both sides of the nose piece. Pinching the nose piece using one hand may result in less effective respirator performance.
5. The seal of the respirator on the face should be fit-checked prior to wearing in the work area. A) Cover the front of the respirator with both hands, being careful not to disturb the position of the respirator. B) Inhale sharply. A negative pressure should be felt inside the respirator. If any leakage is detected, adjust position of respirator and/ or tension of strap. Retest the seal. Repeat the procedure until the respirator is sealed properly.



Respiratory protection is only effective if it is selected correctly, fitted and worn throughout the time when the wearer is exposed to hazards.

### Urgent Notice:

1. Never have a full beard or any facial hair when using a respirator. Facial hair can limit the effectiveness of a respirator's face-to-facepiece seal.
2. Always replace disposable respirators with every use. These respirators are not designed for repeated use.

Information courtesy of 3M & Honeywell Safety Products

## DISPOSABLE DUSTMASK FFP1



**DISPOSABLE DUSTMASK FFP1**  
Code: **RMPWH-0003-QS-000**  
Colour: **White** | Size: One size fits all

### Features

- Protection from Atoxic and non-fibrogenic kinds of dust
- Not suitable for working environment in which either poisonous nor fibro-genic kinds of dust or aerosols are to be expected
- Superior level of filtration / protection
- Minimal breathing resistance
- Easy and comfortable fitting
- Strong and durable design

### Technical Data

- Polypropylene Filter Media
- SANS 50149:2003

## DISPOSABLE DUST MASK FFP2



**DISPOSABLE DUST MASK FFP2**  
Code: **P2054 / P2054 VAL**  
Colour: **White** | Size: One size fits all

### Features

#### P2054 VAL

#### P2054

### Technical Data

- Protection against solid particles and non-volatile liquids
- For working environments in which deleterious and mutagenic particles may be found
- Protects against aerosols, fog and smoke
- Superior level of filtration / protection
- Minimal breathing resistance
- Easy to use
- Fits all face types comfortably and correctly
- Meets WHO guidelines for protection against infectious diseases such as TB
- Available with Exhalation valve (P2054 VAL). Reduces hot air build-up and provides easy breathing in hot and humid environments

- Polypropylene Filter Media
- SANS 50149:2003

## DISPOSABLE DUST MASK 3M FFP2, 8810



**DISPOSABLE DUST MASK 3M FFP2, 8810**  
Code: **P537**  
Colour: **White** | Size: One size fits all

### Features

- The 3M™ 8000 series particulate respirators provide effective respiratory protection for use in industries where workers will be exposed to dust particles and / or non-volatile liquid particles
- Traditional convex shape, with nose clip and twin strap design
- Durable, collapse resistant inner shell
- Reliable, effective protection against fine particles
- Gives effective filtration with low breathing resistance for consistent high quality performance
- Coloured headband for easy identification

### Technical Data

- Polypropylene Filter Media
- EN 149:2001+A1:2009



## Notes

[illegible]



# Hearing Protection

Select PPE offers a wide range of Hearing Protection Devices (HPD's) from our network of premium suppliers as well as from our House Brands, to assure you select the correct HPD and have sufficient protection.

Issuing an employee with hearing protection should really be considered a last resort when all other options have been explored. There are many ways to reduce noise levels before they even reach the ear including screens, enclosures, acoustic jackets to name a few. Modern machinery should be engineered to keep noise levels as low as practical as detailed in The Supply of Machinery (Safety) Regulations 2008. If noise levels are still high, this should be clearly stated on the machinery concerned. Many noise sources cannot be reduced in practice, and it is in this event that individual protection should be evaluated. A full risk assessment should be carried out by suitably qualified persons who can measure the relevant levels and advise of the level of protection needed.

## Who needs protection

A worker in a noisy press shop or using pneumatic tools would need some form of protection but what about the cleaner using a vacuum for 8 hours a day or a worker in a busy restaurant? Areas where some form of hearing protection may be needed vary considerably and only an accurate Risk Assessment and noise survey can give a definitive answer. In simple terms, if you cannot hold a normal conversation with another person who is within 2 metres then you may need some form of protection. Lower noise levels for long periods can be just as damaging as short-term exposure to higher levels.

## More is not always better...

The better the protection, the more the hearing is protected? This may seem to be the obvious solution to noise in the workplace but this is one of the few situations where this does not apply. Using very high levels of protection can have the effect of isolating the worker. They will be unable to communicate verbally and have to remove the ear protection to have a verbal conversation. In very high noise levels this short exposure can have serious implications. Noise levels should be reduced to a "safe" level only so that the wearer can still hear what is going on around him. Consider a worker in danger, would he hear a shouted warning from a nearby colleague? This means that different ear protection may need to be worn in different areas so that noise levels are reduced to a safe level, yet still allow communication. In practice levels of 75 - 85dB at the ear are optimal but you should not reduce these levels below 70dB or allow them to exceed 85dB.

## Hearing loss

Exposure to high levels of noise, typically over 87dB can cause damage to a person's hearing that is permanent. Thousands of people have damaged hearing directly as a result of excessive noise at work. Loss of hearing is not the only problem when exposed to high noise levels, tinnitus (a constant ringing or buzzing in the ears) can be a permanent distressing condition which can be life altering. Hearing loss can be slow to become noticeable, with slight losses over many years. Others around will often become aware of the loss in someone's hearing first, with the individual themselves not noticing anything for several years, by which time the damage is done and irreversible.

## SELECTING THE PROPER EARPLUG

Fit-testing allows one to try on a variety of hearing protectors that may be suitable. Often, one's first choice of earplugs is not the best. Our network of premium suppliers offers various fit testing programs. Let us fit-test you today. Here are some selection tips that have proven useful in one-on-one training.

## SELECTING THE PROPER EARPLUG

Average weighted noise level (dB)	Select a protector with an SNR of...
85-90	20 or less
90-95	20-30
95-100	25-30
100-105	30 or more

# Introduction

# Hearing Protection

## Types of HPD's

- 

## GENERAL EARPLUG SHAPES



- **SIZE:**  
Look at the ear canal opening to determine whether a different size would be helpful. Women often have smaller ear canals than men do.
- **SHAPE:**  
Ear canal openings may appear as round, oval or a slit. A foam earplug often fills an oval or slit in the ear canal.
- **EASE OF INSERTION:**  
An earplug with a stem may be easier to insert.



## HOW TO PROPERLY INSERT EARPLUGS

- STEP 1: ROLL** For roll-down foam earplugs, start rolling the foam gently to avoid creases. Then roll firmly to make the cylinder as small and stiff as possible. Move quickly to next step so that the earplug doesn't expand before insertion.
- STEP 2: PULL** Reach over the head to pull OUT (or for some people, pull UP or BACK) on the outer ear. Have someone observe and give you feedback about which pull-direction is most effective in opening the ear canal for a better fit.
- STEP 3: INSERT** the earplug far enough so that it goes around the bend in the ear canal. This often feels sensitive (not painful), or may trigger a cough reflex. This is normal. Let go of the ear after the earplug is fully inserted.



Correcting your fit /  
Under-protection:

Having an earplug in the ear is no guarantee of adequate protection. Fit-testing often reveals poor protection levels that can be corrected with simple steps.

Discomfort:

An uncomfortable earplug potentially reduces wear time, and is often a sign of an improper fit or incorrect sizing. Take the time to find the proper earplug style and fit that are best for you and will provide adequate protection the entire work shift.

Hidden leak:

A hidden leak can significantly reduce protection levels. The earplug may appear to be inserted correctly, but improper sizing and selection or even a crease in the earplug may cause an acoustic leak that is not readily visible. To effectively block noise, nearly all of the earplug needs to be inside the ear canal. Too much earplug showing outside of the ear canal is a sign of a shallow insertion, not deep enough to adequately block noise.

Too much earplug showing:

## Hearing protection: Choosing the right product using the SNR method

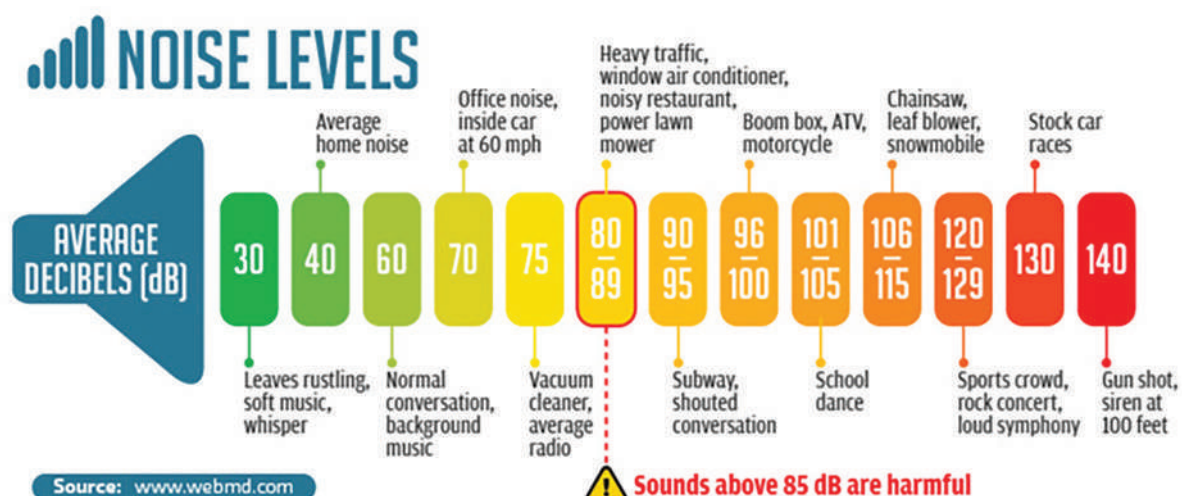
Goal = noise level – SNR value

The objective when choosing suitable hearing protection is to achieve an effective residual noise level of between 75 dB and 80 dB for the wearer. If sound absorption is too high (over-protection), this may result in an inability to communicate and cause feelings of isolation.

Example:

Noise level 100 dB - SNR 26 dB = 74 dB

Examples of Noise:



## EARPLUG CORDED PERFECT FIT RE-USABLE

**EARPLUG CORDED PERFECT FIT RE-USABLE**Code: **P1946**Colour: **Orange** | Size: One size fits all**Features**

- Corded double flanged earplug design that provides multi-surface sealing
- Made from non-toxic highly durable silicone rubber
- Used when noise reduction rating of 26dB or less is required
- To be used in areas of 110dB or less

**Technical Data**

- Material: Silicone Rubber
- EN 352-2
- SAB5 Compliant
- NRR 26dB

## EARPLUG UNCORDED DISPOSABLE 2112 001

**EARPLUG UNCORDED DISPOSABLE 2112 001**Code: **P332 XFI**Colour: **Lime** | Size: One size fits all**Features**

- The ergonomically pre-shaped uvex x-fit disposable earplugs provide very strong insulation
- Soft foam earplugs provide a high level of comfort, even when worn for extended periods
- Cordless
- Patent x-grip technology reduces contact pressure in the ear canal and makes it significantly easier to remove the earplug
- Suitable to use in extremely loud environments

**Technical Data**

- Material: Non allergetic polyurethane foam
- EN 352-2
- SAB5 Compliant
- SNR 37dB

## EARPLUG CORDED WHISPER 211200 RE-USABLE

**EARPLUG CORDED WHISPER 211200 RE-USABLE**Code: **P585**Colour: **Orange** | Size: One size fits all**Features**

- Dirt-repellent earplug surface
- Increases wearer comfort
- Easy-to-clean reusable earplugs with cord
- Hygienic storage in a box
- Corded, thus the earplugs are always at hand
- With the cord, the earplugs are always convenient at hand
- In low-noise areas, the earplugs may be worn comfortably around the neck

**Technical Data**

- Material: Earplug - Thermoplastic elastomers (TPE)
- Cord - Polypropylene/Polyester
- EN 352-2
- SAB5 Compliant
- SNR 23dB

## BASIC EARMUFF SNR 27



### Features

- Lightweight hearing protection device
- Excellent user comfort
- Adjustable headband
- PVC headband, with PVC cups and soft PVC cushions
- Product weight: 164g +-3%

### BASIC EARMUFF SNR 27

Code: **EPLRE-0016-PR-000**

Colour: **Red** | Size: One size fits all

### Technical Data

- SNR: 27dB
- ANSI S319 and CE EN352-1

## EARMUFF RED 2300035U - QM24+



### Features

- Dielectric design
- Low weight for all-day comfortable wear
- Broad ear cushion comfort for all sizes and headband positions
- Sets new records for value for money hearing protection

### EARMUFF RED 2300035U - QM24+

Code: **P150**

Colour: **Red** | Size: One size fits all

### Technical Data

- SNR(dB) 25dB

## EARMUFF ORANGE SONO EAR DEFENDER



### Features

- Medium attenuation small compact cup 107-112dB

### EARMUFF ORANGE SONO EAR DEFENDER

Code: **EPLOR-0025-JP-000**

Colour: **Grey / Orange** | Size: One size fits all

### Technical Data

- SNR 32dB
- (DB) 107-112

## Notes

This image shows a single sheet of white paper with horizontal ruling lines. The lines are evenly spaced and run across the width of the page. There are no margins, text, or other markings on the paper.





**Body Protection**



We have a wide selection of fabrics suitable for most industries. These extensively tested and durable fabrics offer outstanding breathability to provide the wearer with ease of movement and comfort, allowing them to complete their jobs safely and to the best of their ability. Our garments are found in South Africa's toughest industries and have been protecting South African workers for more than 20 years. Browse through our fabrics and ensure that you are taking safety and that of your employees seriously.

SANS 1387: 2009 addition 2.1-part 4 approved fabric made up of a 100% cotton satin weave, weighing 270gsm -300gsm. Being 100% cotton, the fabric ensures breathability and comfort. This fabric can withstand a minimum of 50 washes when washed according to approved manufacturers recommendations. In addition, it is treated with chemicals giving it flame retardant properties. It is important to note that ironing this fabric after washing reignites the flame retardant properties.



Zeroflame® and Zeroflame ® Acid: A SANS 1387: 2009 addition 2.1-part 4 approved fabric made up of a 100% cotton satin weave and weighing 270gsm - 300gsm. Being 100% cotton, the fabric ensures breathability and comfort. This fabric can withstand a minimum of 50 washes when washed according to approved manufacturers recommendations. In addition, it is treated with chemicals giving it flame retardant and acid resistant properties. It is important to note that ironing this fabric after washing reignites the flame retardant properties.



An EN approved fabric made up of 100% cotton weave and weighing 235gsm. This is our ultra-cool flame retardant fabric which is used in sub-tropical areas. This fabric was initially developed for European companies working in the OGP industry, but since then it has found many other uses. It is EN ISO 11612:2015 approved.



This 100% cotton twill fabric weighs 220gsm. It ensures breathability and is comfortable to wear making it an ideal workwear fabric. It is also SANS 1387: 2009 addition 2.1 part 4 certified.

J54

A fabric made up of a 100% cotton satin weave and weighing 270gsm, the D59 cotton fabric is tough and durable and ensures 100% breathability. In addition, it is also SANS 1387: 2009 addition 2.1 part 4 certified.

D59

Viscose rayon is similar to other natural fibres, such as cotton, even though it is man-made. Made for durability and comfort, this premium acid protection product is a manufactured with cellulose solution which is developed from wood pulp.

POLY  
VISCOSE  
ACID  
RESISTANT

Developed and approved in the USA, Vinex ® is a specialised fabric used exclusively in the Aluminum industry due to its ability to resist molten metal splash.

VINEX

Developed by DuPont (a global powerhouse across numerous industries), Nomex® is an inherently flame retardant fabric due to its 93% meta-aramid, 5% para-aramid and 2% carbon / nylon anti-static make-up. This means the very fibres it is weaved from already have flame retardant properties. This makes its flame retardant properties (amongst others) far greater than most fabrics, particularly flame retardant treated fabrics. Nomex® is often the preferred fabric for F1 racing suits.

NOMEX

Technically complex and impressive, our 350gsm, 98% cotton, 2% carbon fibre flame retardant and anti-static fabric allows an individual to work in environments where both these risks are prevalent, all the while ensuring 100% protection from these elements.

DALETEC

A fabric comprising of 65% / 35% polyester cotton and weighing 235g, this fabric is able to withstand a minimum of 50 washes when washed according to approved manufacturers recommendations. It has been treated to repel water, oil and acid and is an ISO 14419-1998 > grade 5 certified fabric.

POLY  
COTTON  
ACID  
RESISTANT

Our very popular polycotton blend is available in numerous colours and sold nationwide. This fabric is durable, comfortable, lightweight and flexible. Available in 65/35% and 80/20 % Polyester cotton.

POLY  
COTTON

This is a 12oz, 100% cotton denim fabric which is used in various industries and across numerous styles. It is comfortable, durable and brings an element of fashion to workwear.

DENIM

This is a unique flame retardant, NFPA 2112 UL Certified fabric with APTV: 14 Cal rating. It is comfortable, durable and flexible, and provides all the protection required.

DENIM  
FLAME  
RETARDANT

## Workwear Features:



A pen is an essential part of many workers' daily lives. Most of our garments are fitted with a pen division for this exact reason, allowing workers to easily access and store their pen as they go about their day.



A bar tack is a series of close, dense zigzag stitches used to reinforce areas of stress on garments, such as pocket openings, bottom of a fly opening or buttonholes. This quality feature adds extra durability to our garments.



Our triple stitched seams are fed through a folder by highly skilled and specialised machinists. On most of our garments we use triple stitching on all stress bearing seams to ensure our garments have an added life span.



We use YKK zips, the world's largest zip manufacturer, on most of our garments.



An adjustable cuff is an optional feature for extra comfort which allows the cuff to be adjusted to the individual wearer's size.



Visibility is always a priority thus we offer reflective tape on most of our garments.



The edges of the button holes are covered with a knot to "gimp" the buttonholes which gives garments superior strength.



We offer HACCP designed uniforms and work garments for workers in the food and beverage industry.



We use double stitched seams on our garment pockets to ensure the garment is durable and has an extended life span.



We have a range of garments which have added padding to keep the wearer warm in colder environments.

TEESTA T-SHIRT BLACK 160G 100% COTTON



Features

- Basic unisex T-shirt with short sleeve
- Neckline with added elastane ensures shape stability
- Seamless body
- Fixing Shoulder band
- Suitable for printing and embroidery

TEESTA T-SHIRT BLACK 160G 100% COTTON

Code: **BCONBL-0020-CE-SZ**

Colour: **Various** | Size: XS-XXXXL

- Navy Blue: BCONB-0012-CE
- Lime Green: BCOLG-0013-CE
- White: BCOWH-0014-CE
- Royal Blue: BCORB-0015-CE

Technical Data

- Size 4XL only in colours navy, white and black
- 100% cotton, 160gsm

DHANU POLO-SHIRT BLACK 190G 100% COTTON



Features

- High quality unisex golf/ polo shirt made of double pique material (finer knit)
- Strengthening shoulder strap
- Golfer and sleeves with rib knits
- Transparent buttons in material colour
- Suitable for printing and embroidery

DHANU POLO-SHIRT BLACK 190G 100% COTTON

Code: **BCONBL-0020-CE-SZ**

Colour: **Various** | Size: XS-XXXXL

- Navy Blue: BCONB-0021-CE
- Red: BCORE-0022-CE

Technical Data

- 100% cotton, 190gsm

OVERALL 2PC NAVY POLYESTER COTTON



Features

- Concealed Zip
- Double stitched Monza chest pocket
- Bar tacked on all stress points
- 5 Belt loops
- Back pockets double stitched
- Two patched front pockets
- Hidden zip enclosure
- Triple stitched back rise and inner legs

OVERALL 2PC NAVY POLYESTER COTTON

Code: **BCONA-0002-FO**

Colour: **Navy Blue** | Size: 82cm - 167cm

- Navy Blue: BCONA-0002-FO
- Royal Blue: BCORB-0001-FO-SZ

Technical Data

- 80/20 Polycotton

## JONSSON 5 POCKET WORK JEAN



### Features

- Indigo colour
- Triple stitched on all seams
- Two large back pockets
- Concealed brass YKK zip
- Industrial wash
- Coin Pocket

### JONSSON 5 POCKET WORK JEAN

Code: **P7010/SZ**

Colour: **Blue** | Size: 72cm - 137cm

### Technical Data

- 12 ounce weight
- 93% Cotton, 5% Polyester, 2% Viscose

## CONTI SUIT POLYCOTTON



### Features

- Standard conti suit
- Chest pocket with double stitching and flap
- Two side pockets on jacket
- 40cm concealed YKK zip
- Trousers with 38mm hard pull elastic on back
- Trouser with 18cm YKK zip
- Hip pockets

### CONTI SUIT POLYCOTTON

Code: **P2219**

Colour: **Royal Blue** | Size: 82cm - 167cm

- Emerald - P2213
- Grey - P2214
- Khaki - P2215
- Navy - P2216
- Orange - P2217
- Red - P2218
- Blue - P2219
- White - P2220

### Technical Data

- 80/20 polycotton 190gsm



## Notes

This image shows a single sheet of white paper with horizontal ruling lines. The lines are evenly spaced and run across the width of the page. There are no margins, text, or other markings on the paper.





# Hand Protection

Through our network of premium suppliers, as well as our house brands, Select PPE offers a comprehensive portfolio of hand protection, suitable for your every need. Combining comfort, protection and ergonomics for user safety, our range of gloves is suited for all uses in any environment. Our aim is to guarantee comfort, safety and suitability - at an affordable price.

## Knitted gloves

Knitted gloves are produced on automated machines ensuring consistency during production. A variety of yarns are used with carefully selected properties to give excellent cut resistance, dexterity and breathability. A wide range of coatings may be applied to enhance physical properties such as grip, chemical protection and liquid resistance amongst others.

## Cut and sewn gloves

Cut and Sewn gloves, as the name suggests are made by sewing together the individual pieces of the glove usually by hand. This may result in slight differences in glove sizing, for example, and also introduces possible weaknesses in seams and stitching. This method is most commonly used in traditional leather gloves, but also used with other synthetic materials.

## Supported gloves

Supported gloves are usually based on a knitted liner which is then dipped in the coating material. These gloves offer good all-round performance and are available with various coatings, nitrile rubber and Polyvinyl Chloride (PVC) being the most common.

## Unsupported gloves

Un-supported gloves are similar to supported gloves, but do not have the inner liner. These can be made from a variety of materials such as latex, nitrile, PVC or mixtures of different compounds.

## The choice and combination of raw materials during manufacturing is essential to ensure the expected results:

- Natural Latex: Excellent resistance to aqueous chemical products.
- Neoprene: resists diluted acids and petroleum products.
- NBR (Nitrile Butadiene Rubber): Excellent resistance to petroleum products and solvents as well as to perforation.
- PVC: Very high abrasion resistance.
- Butyl: Good resistance to ethers and ketones.

## Selecting the correct safety gloves

There are many factors that must be considered when selecting the appropriate safety gloves. To help you make the best choice, clear guidelines include helpful symbols for selecting safety gloves for specific application.

### 1. Identify and classify risk potential - What is the main risk for users in the workplace?

The symbols provide initial guidance to help you choose the right category for the appropriate safety gloves.

### 2. Determine individual requirements of the safety gloves. Which activities will primarily be carried out at the workplace in question?

Will the nature of the work require precision, entail interchangeable all-round activities or place high demands on the wearer and the safety gloves?

 Precision	 All-round	 Heavy duty
Activities where a high level of sensitivity is necessary.	General, multiple activities for which robust, stable safety gloves are required.	Tough activities requiring extremely robust, abrasion resistant safety gloves.
Examples: fine assembly work, working with small parts (e.g. screws), operating controls, end inspection.	Examples: servicing, transport work, light metal processing, standard assembly work, maintenance.	Examples: heavy transport work (e.g. pallet transport), construction, servicing.

### 3. Define the application environment. Identify the general conditions of the workplace.

Will activities be carried out in wet / oily, damp or dry working conditions? All our safety gloves come with one of these 3 environment classification recommendations. The degree of suitability is determined by the respective amplitude level.



Working areas that do not have any moisture (water, oil, fat, cooling lubricant, etc.). Safety gloves for these conditions are extremely breathable. Examples: quality control, assembly work, distribution, end processing.



Working areas with some moisture. Safety gloves for these conditions are less breathable. The water/oil-repelling coating is crucial and guarantees slip-resistance. Examples: oil-coated parts, changing between dry and damp working environments.



Working areas in which hands should be protected from liquids (not chemicals). Sealed safety gloves with high slip-resistance are necessary. Examples: removing oily/wet parts from machines, outdoor activities (weather-related humidity).

## Hand Protection – Standards & Legislations

### Protective Gloves: General Requirements

#### EN 420 2003 + A1: 2009

This standard defines the general requirements for glove design and construction, innocuousness, cleaning instructions, electrostatic properties, sizing, dexterity, water vapour transmission and absorption along with marking and information.

#### PROTECTIVE GLOVES AGAINST MECHANICAL RISKS

##### EN 388 - 2016 EN388:2003

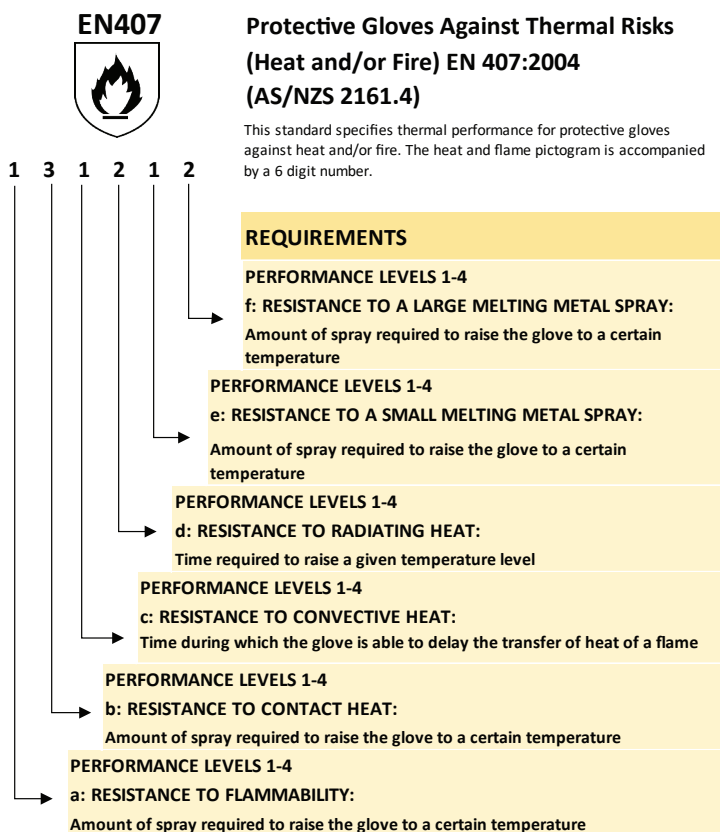
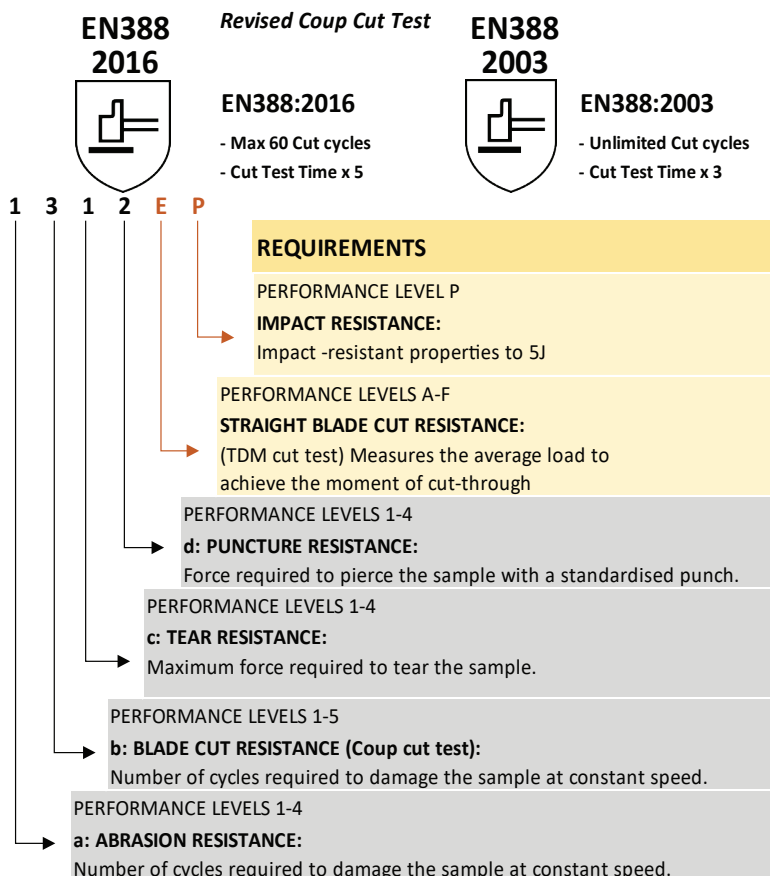
Standard specifies physical and mechanical aggression caused by abrasion, blade cut, tearing and puncture. EN388:2016 updates the existing standard with this new test method for abrasion, blade cut & impact resistance. EN ISO 13997:1999 (TDM test) records cut results as a Newton value - the force of the blade on the glove material needed to cut through the material 20mm. The results are represented on a scale A-F.

The 'mechanical risks' pictogram is accompanied by a 6-unit code (a-f). The 'mechanical risks' pictogram is accompanied by a 6-unit code (a-f).

- a. **Abrasion Resistance**  
Based on the number of cycles required through the same glove.
- b. **Blade cut Resistance**  
Based on the number of cycles required to cut through the sample at a constant speed.
- c. **Tear resistance**  
Based on the amount of force required to tear the sample.
- d. **Puncture Resistance**  
Based on the amount of force required to pierce the sample with a standard-sized point.
- e. **ISO Cut Resistance**  
Based on the force required to cut through a sample using a specified cut test machine under specified conditions.

## EN Impact Protection

Based on the measured transmission of energy and force when the sample experienced a dropped load.



## B: RESISTANCE TO CONTACT HEAT:

PERFORMANCE LEVEL	CONTACT TEMPERATURE (°C)	THRESHOLD TIME (Seconds)
1	100 °C	≥15s
2	250 °C	≥15s
3	350 °C	≥15s
4	500 °C	≥15s

### EN12477: Protective gloves for welders

This standard specifies how the gloves are designed to provide protection for both hand and wrist while welding or similar work, this is a combination from testing EN 388 and EN 407. Welding gloves shall provide resistance to small splashes of molten metal, short exposure to convective heat, to radiant heat and to contact heat. The welding gloves shall give protection from mechanical risks as well.

Type A refers to gloves that provide a higher protection against heat.

Type B refers to gloves that provide a lower protection against heat, but are more flexible and pliable.

### Standard for manual metal welding

REQUIREMENTS (EN LEVELS)	TYPE A	TYPE B (HIGH DEXTERITY, TIG, WELDING)
Abrasion	2	1
Cut	1	1
Tear	2	1
Puncture	2	1
Burning Behaviour	3	2
Contact Heat	1	1
Convective Heat	2	-
Small Splashes	3	2
Dexterity	1	4

Type B gloves are recommended when high dexterity is required (e.g., TIG welding), while Type A gloves are recommended for other welding processes. Type A or B is to be marked on the products, its packaging, and in the instructions for use

### Protective Gloves: Against Chemicals and Micro-Organisms (AS/NZS 2161.3)

**EN 374-1: 2003 (AS/NZS 2161 .10.1)** This European standard specifies the requirements for gloves to protect the user against chemicals and/or micro-organisms and defines terms to be used.

**EN 374-2:2003 (AS/NZS 2161 .10.2)** This European Standard specifies a test method for the penetration resistance of gloves that protect against chemicals and /or micro-organisms.

**EN 374-3: 2003 (AS/NZS 2161 .10.3)** This European Standard specifies the determination of the resistance of protective glove materials to permeation by potentially hazardous nongaseous chemicals under the condition of continuous contact.

Gloves must prove that they are an effective barrier against liquids and microorganisms. Performance levels are according to Acceptable Quality Levels (AQL) whereby samples are taken from a batch of gloves and tested during production for pinholes and leaks by either inflation with air or by filling with water. Gloves must meet at least level 2, to be considered micro-organism resistant. (Level 1 = AQL 4.0) (Level 2 = AQL 1.5) (Level 3 = AQL 0.65)

The “Low Chemical Resistant” or “Waterproof” glove pictogram is to be used for those gloves that do not achieve a breakthrough time of at least 30 minutes against at least three chemicals from the defined list, but which comply with the penetration test.



Code	Chemical	Class
A	Methanol	Primary alcohol
B	Acetone	Ketone
C	Acetonitrile	Nitrile compound
D	Dichloromethane	Chlorinated paraffin
E	Carbon disulphide	Sulphur containing organic compound
F	Toluene	F Aromatic hydrocarbon
G	Diethylamine	Amine
H	Tetrahydrofuran	Hetero-cyclic and ether compound
J	Ethyl acetate	Ester
K	n-Heptane	Saturated hydrocarbon
L	K Sodium hydroxide 40%	Inorganic base
	Sulphuric acid 96%	Inorganic Mineral Acid

Passage time measured (min)	Performance index to permeation
➤ 10	1
➤ 30	2
➤ 60	3
➤ 120	4
➤ 240	5
➤ 480	6

## EN1149

### Protective Clothing: Electrostatic Properties

#### EN 1149 - 1:2006

This European Standard specifies a test method for materials intended to be used in the manufacturing of electrostatic dissipative protective clothing (or gloves) to avoid incendiary discharge. This test method is not applicable for materials to be used in the manufacturing of protection clothing or gloves against mains voltages.

#### EN 1149 - 5:2008

Protective Clothing - Electrostatic Properties - Part 5. Material Performance and Design Requirements. This European standard is part of a series of standards for test methods and requirements for electrostatic properties of protective clothing. The standard specifies material and design requirements for garments used as part of a total earthed system, to avoid incendiary discharges. The requirements may not be sufficient in oxygen enriched flammable atmospheres. This standard is not applicable for protection against mains voltages.



#### ESD GLOVES

ESD gloves are used to divert static electricity. Surface resistivity is tested according to methods specified in EN1149-1 but test samples must meet the requirements of EN1149-5.
















#### CE Food Safe

European legislation with respect to Food Contact Materials (Directive EC1935/2004) requires that food contact materials shall not transfer their ingredients to food and must not modify the organoleptic properties (i.e. colour, smell, texture and taste) of the food. Products intended for food contact shall be labelled as such.



#### Protective Gloves Against Cold EN 511:2006 (AS/NZS 2161.5)

The European Standard specifies the requirements and test methods for gloves which protect against conductive cold down to -50 degrees Celsius. This cold can be linked to the climate conditions or an industrial activity.

GENERAL GLOVE INDUSTRIAL USE:								
DISPOSABLE GLOVES		FABRIC GLOVES			LEATHER GLOVES		CHEMICAL RESISTANT GLOVES	
Disposable gloves, constructed using plastic to protect against mild irritants		Constructed using cotton or fabric material, used to insulate the hands from heat or cold. Used for enhanced grip and handling slippery objects			Leather is a traditional material used to protect against injuries from rough abrasive surfaces. Ideal for use in welding applications.		Manufactured from rubber, neoprene, polyvinyl alcohol or vinyl etc. These gloves protect hands from corrosives, oils, and solvents	
								
GLOVE LINER TYPES								
KNITTED		Highly breathable, close fitting with good dexterity						
SEAMLESS		Avoids hand irritations due to no seams, increase comfort						
SEWN & IMPREGNATED		Available with several types of construction and assembly, mainly cut and sewn. Coating is bound to the fabric for good resistance to abrasion. Sewing and impregnation process allows the manufacturing of thin gloves, for enhanced dexterity						
COATED/ DIPPED		Made by dipping a knitted or woven cloth liner into the glove compound - the liner “supports” the compound and adds strength. Compound used enhances the mechanical performance, different compounds are used for different conditions						
GLOVE LINER MATERIAL								
COTTON	POLYESTER	NYLON	ACRYLIC	PARA ARAMID	HPPE	GLASS FIBRE	LEATHER: SMOOTH GRAIN	LEATHER: SPLIT GRAIN
Comfort / Breathability	Durability	Stretch / Elasticity	Insulation	Cut Resistance / Heat Resistance	High performance Cut Resistance, Comfort, Abrasion Resistance	Cut Resistance	Durable, supple, oil & water repellent	Abrasion Resistance, Durable. Dry grip
DIPPING MATERIAL								
NITRILE	NEOPRENE	NITRILE FOAM	PU	LATEX	PVC	TPR	TPV	
Excellent resistance to snag, cut, puncture and abrasion. Dry grip	Dry, wet and oil grip	Oil and wet grip	Good abrasion resistance. Dry grip	Dry and wet grip	Good abrasion resistance. Dry, wet and oily grip	Impact Protection	Impact Protection	
CUFF STYLE								
UNSUPPORTED GLOVES	BEADED	STRAIGHT	PINKED	SUPPORTED GLOVES	GAUNTLET	KNITWRIST	SAFETY CUFF	SLIP ON CUFF
Moulds are dipped directly into a compound material, giving the wearer maximum dexterity. There are two options, unlined or flock-lined with cotton or rayon polyester for improved comfort	Optimised liquid protection with increased cuff strength	Additional length which protects forearm from liquid runoff	Traditional style, improved edge grip for ease of donning and glove removal	A liner is dipped into a compound material. This absorbent liner provides improved comfort during wear and adds strength and durability to the glove	Additional length which protects forearm (10cm plus)	Securely fits gloves in place and prevents dirt from entering the glove	Provides additional wrist protection	Easy donning, economical design
								

Material Features	Cotton	Polyester & Nylon	High Tenacity Nylon	Kevlar	HPPE	Glass Fibre & Nylon	Steel & Synthetic	HPPE, Nylon & Glass	Kevlar Steel
<b>Cut Resistance</b>	Poor	Poor	Average	Very Good	Very Good	Good	Excellent	Very Good	Excellent
<b>Tear Resistance</b>	Average	Average	Average	Excellent	Excellent	Poor	Excellent	Excellent	Excellent
<b>Comfort</b>	Very Good	Very Good	Good	Good	Excellent	Excellent	Poor	Good	Good
<b>Heat Resistance</b>	Good	Poor	Average	Very Good	Poor	Poor	Poor	Poor	Average
<b>Cold Resistance</b>	Good	Average	Good	Very Good	Average	Average	Average	Average	Average
<b>Sweat Absorption</b>	Very Good	Poor	Poor	Average	Good	Poor	Poor	Good	Poor
<b>Elasticity</b>	Poor	Average	Poor	Poor	Poor	Poor	Poor	Poor	Poor
<b>Yarn Costs</b>	Very Low	Very Low	Low	High	High	Low	Medium	High	High

## GLOVES PRIDE JERSEY LINER 3/4 DIPPED



**GLOVES PRIDE JERSEY LINER 3/4 DIPPED**  
Code: **GLAYE-0042-PR-000 / GL-4713-XING**  
Colour: **Yellow** | Size: 10



### Features

- Fully dipped cotton jersey liner, Latex 3/4 coated crinkle finish and knitwrist
- Elasticated cuff and comfortable with good grip
- Anti-acid and Anti-alkali
- Suitable for mechanical and low-temperature environments

## HYFLEX© 11-840 MECHANICAL GLOVE



**HYFLEX© 11-840 MECHANICAL GLOVE**  
Code: **GL/11-840ANS**  
Colour: **Black** | Size: 6 - 11



### Features

- Ansell FORTIX™, a thin, strong and breathable new nitrile patent pending foam coating on a comfortable nylon-spandex liner
- Snug fit with good dexterity
- Form-fitting new liner provides a secure and comfortable fit at the fingertips, across the palm and in the finger wells, that optimises the performance of workers handling small parts
- Patent pending foam breathability increased by 20% over earlier generation formulations
- Used for feeding lines, general handling, raw materials reception, screwing and unscrewing

### Technical Data

- Material: Nylon Spandex with Nitrile Foam coating
- The 11-840 exceeds the EN Level 4 abrasion performance setting
- Abrasion:4, Cut:2





## Notes

[illegible]





**High Visibility**



## High Visibility Workwear

This is probably the most common type of workwear and is widely used in industry and construction. There are various standards that are applicable and these are dealt with in a little more detail below.

### EN471

This standard defines properties of high visibility workwear based on several parameters including the amount of background material and retro-reflective tape. To simplify the choice, garments normally fall into 3 classes which are detailed in the below. In very simple terms Class 3 garments generally have banded sleeves, Class 2 garments are usually waistcoats and Class 1 generally applies to trousers.




#### EN471 - Class 3:

Highest level of protection - required for any persons working on or near motorways or dual carriage ways or airports. Must incorporate a minimum of 0.80 m<sup>2</sup> of background material and 0.20 m<sup>2</sup> of retroreflective material.



#### EN471 - Class 2:

Required for any persons working on or near A and B class roads, also for delivery drivers. Must incorporate a minimum of 0.50 m<sup>2</sup> of background material and 0.13 m<sup>2</sup> of retroreflective material.



#### EN471 - Class 1:

Minimum level of protection required for any persons working on a private road or to be used in conjunction with a higher classed garment. Must incorporate a minimum of 0.14 m<sup>2</sup> of background material and 0.1 m<sup>2</sup> of retro-reflective material.

## REFLECTIVE MINI BIB COMES WITH CROSS ON BACK



### Features

- Mini Bib orange AERTEX 135gsm
- With X front and X on the back
- Econo wash
- TE20 Silver tape
- Level 1 Garment

### REFLECTIVE MINI BIB COMES WITH CROSS ON BACK

Code: **P027 QS**

Colour: **Orange** | Size: One size fits all

### Technical Data

- 135gsm
- 100% Polyester Orange
- Conforming to EN471 and SANS 50471 Standard

## ORANGE SAFETY BIB



### Features

- Material: Polyester
- Weight: 60gsm
- Size: 52cm x 37cm
- With X on the back and stripe on the front
- Category 2

### ORANGE SAFETY BIB

Code: **BPYOR-0027-FO-000**

Colour: **Orange** | Size: Universal Fit

## ORANGE SAFETY VEST



### Features

- Material: Polyester
- 120 - 125gsm Mesh
- With reflective tape front and back
- With ID pocket
- Category 2

### ORANGE SAFETY VEST

Code: **BPYOR-0045-PR-SZ**

Colour: **Orange** | Size: S - 3XL

### Technical Data

- Reflective Tape conforms to EN471





#### Features

- Material: Polyester
- 120 - 125gsm Solid
- With reflective tape front and back
- With ID pocket
- Category 2

#### ORANGE SAFETY VEST

Code: **BPYOR-0047-PR-SZ**

Colour: **Orange** | Size: One size fits all

#### Technical Data

- Reflective Tape conforms to EN471



#### Features

- Lime jacket Econo Poly Cotton 125gsm
- Standard wash
- TS50 Silver tape
- 100% Polyester solid lime fabric
- Level 2 Garment
- Silver reflective open bead tape 50mm class 2,
- Standard wash 50 cycles at 60°C
- Personalised printing may be done if required

#### REFLECTIVE SOLID LIME VEST WITH ID POCKET AND ZIP

Code: **P910 SZ**

Colour: **Lime** | Size: S - 7XL

#### Technical Data

- Material: Polycotton
- Fabric conforms to EN471 and SANS 50471
- Tape conforms to EN471 and SANS 50471



#### Features

- Bunny jacket lime 240gsm Poly cotton (RWPC250L)
- Econo wash TE50 silver tape
- Detachable sleeves and a fleece lining
- Level 3 Garment
- The fabric is a cotton rich inner for comfort and 100% polyester outer for strength and colour brightness
- Day Glow Yellow
- TE50 WATT silver reflective open broad tape 50mm
- ZIP No 10 Chunky
- Personalised printing may be done if required

#### LIME BUNNY JACKET COMES WITH REFLECTIVE TAPE

Code: **P1183LM**

Colour: **Lime** | Size: S - 4XL

#### Technical Data

- Material: Polycotton
- Fabric conforms to EN471 and SANS 50471
- Tape conforms to EN471 and SANS 50471
- Zip SABS 188:2011 Class D

# Notes

[illegible]



## **Foot Protection**

Select PPE offers a wide range of footwear from our network of premium suppliers as well as from our House Brands, contributing to the levels of quality and specifications needed to perform the task at hand, putting your safety first.

## What is safety footwear?

Safety footwear has various levels of protection. It is essential to ensure the correct level of protection depending on the potential hazards involved, to ensure maximum protection.

## Injury risks include:

- Impact from heavy objects, resulting in injuries
- Rolling objects
- Sharp objects – risk of puncturing the sole
- Absorption of elements – such as water or oil
- Extreme temperatures
- Hazardous chemicals
- Build-up of static electricity

It is important to know that all safety footwear sold in South Africa falls within the scope of the National Regulator for Compulsory Specifications (NRCS) and needs to be approved by this body and/or the SABS.

## Safety footwear is available in a range of options, including:

Safety boots and shoes: the most common types of safety footwear incorporate protective toe caps with many other safety features including slip resistant soles, penetration-resistant insoles and insulation against extreme temperature. Also available as metal free.

Safety trainers: possibly considered more aesthetically appealing by wearers, these look more casual. Some have steel toe caps while others are made of a plastic, referred to as composite toe caps.

Riggers: these have been described as 'a real stalwart of industrial footwear'. A rigger boot is a particular type of pull-on safety boot; the name "rigger" comes from the fact that they were standard issue for workers on the offshore oil rigs in the North Sea, but have been worn by most types of manual worker as a general-purpose work boot in recent times. Concerns with this type of safety footwear have been raised, including a lack of ankle support.

Clogs: these may also be used as safety footwear. They are traditionally made from beech wood and may be fitted with steel toe-caps and thin rubber soles for a quieter tread.

## Safety footwear features:

### Toe protection

Toe protection should withstand at least a 200 Joule impact. Joule is a unit of energy and this standard is purposefully specific as something heavy falling from a low height could have a lot less energy than something lighter from a higher point. As well as impacts, the toe area must withstand a resting mass of well over 1000kgs. Most people have heard of steel toe cap boots but the protection doesn't have to be steel. In fact, there are advantages to alternatives. Non-metallic protection may be just as strong, but lighter.

### Insole penetration protection

Sharp objects where we walk and stand are a significant risk not only in the workplace, but also outdoors and at home. Insole protection will guard against nails and other sharp objects. To meet this standard the footwear must be able to resist a penetration force of 1100 Newton. Insole protection is provided as either a stainless-steel insole or as an aluminium insole, or a synthetic anti penetration insole. The Aluminium and Kevlar solutions are the most flexible and lightest, and cover the greatest area of the foot. Kevlar insoles also offer much higher thermal insulation.



## Energy Absorption

Energy Absorption occurs in the heel region of footwear.

## Heat Resistant Outsoles

Heat resistant outsoles are designed to resist 90°C to 300°C for 60 seconds.

## Non-metallic footwear

High demands are placed on protective footwear where the use of footwear containing metal may be problematic. Safety shoes made with non-metallic components are a necessity, for example, working in industries with secured areas or airport sensors. The commonly used metal parts are replaced by textile lacing elements or plastic eyelets, as well as by composite toe caps and insoles.

## Slip Resistance

Slip resistance is considered a 'basic requirement' of all Safety footwear.

Safety footwear may have more features than are listed above, but these are the minimum requirements to meet the requirements of EN ISO 20345.

## Electrical resistance

Electrical resistance is an important characteristic of safety shoes. There are two elements that are also relevant when it comes to making the right choice:

- How well the shoe is able to prevent electrostatic charging by diverting this quickly.
- How well the shoe is able to offer protection from electrical shocks.

If you work with electricity, you may be exposed to voltage. Your shoes must have an electrical resistance that prevents excessive electricity from passing through your body.

## Shoes with low electrical resistance

Shoes with a guaranteed low electrical resistance divert the electrostatic charge in a controlled manner. This prevents the accumulation of an excessively high charge (and an uncontrolled and intense discharge). The wearer must be working on a grounded surface in order to facilitate discharge via the shoe.

Depending on your work situation, you will need shoes with a certain resistance. Select PPE offers shoes with two types of electrical resistance: Anti-static and ESD.

## Electrostatic discharge

Electrostatic discharge is important in situations involving danger of explosion (explosives, chemicals, gasses, dust explosion), or if you work with sensitive electronics (microchips, hard drives, etc.). When you move, friction causes an electrostatic charge in your body. Shoes and clothing that are not conductive (enough) may increase this charge. At a certain point, a discharge occurs. An electrical discharge that is too high or uncontrolled may have extremely uncomfortable and sometimes even serious consequences: an explosion due to spark formation, or damage to the electronic products you work with.

## Anti-static protection

Clothing, seating materials, and climate factors may cause a build-up of a static charge of electricity in the body. Some materials in footwear may over insulate the body causing the charge to be held. Then when you touch something the charge may rush from your body quickly causing a spark and a small uncomfortable shock. Anti-static footwear will significantly reduce this effect, but does not offer full protection for exposure to electronics and explosives. You will need Electro-Static Protection for this. Anti-static shoes have an electrical resistance between 0.1 and 1000 Megaohm (MΩ), measured according to EN 20344: 2011 5 10. This value is a compromise between good protection from electrical shocks and sufficient dissipative capacity. These shoes may be worn in many different work environments.

## Electro-Static protection

Electro-Static Dissipative (ESD) shoes have an electrical resistance between 0.1 and 100 (MΩ), measured according to BS EN 61340-4-3: 2002 (IEC 61340-4-3:2001). ESD shoes are thus guaranteed to have an extremely low electrical resistance under any conditions in order to prevent a strong, uncontrolled electrostatic charge.

## Selecting the correct footwear for the hazard / risk

Knowing the specific needs of your environment is a key consideration when selecting safety footwear. Is there a potential risk from falling objects, sharp surfaces or metals, or are chemicals or electrical hazards a potential risk?

Hazard / Risk	Considerations
Falling objects	Toe cap protection – steel or composite
Sharp objects (sole penetration)	Steel or synthetic insole protection
Metatarsal injury (crush risk)	Metatarsal protector covering the bridge of the foot
Slippery surfaces	Non-slip sole
Acids / alkalis / chemicals	Acid / alkali / chemical resistant sole; know which type of acid / chemical is being used.
Heel / ankle support	Ankle protection; lace ups; shock absorbing heels
Molten metal	Foundry boots; calf protection
Extreme temperatures	Heat resistant soles, fur linings
Minor irritant substances	Rigger boots provide extra coverage, but limited ankle support

## Selecting the correct footwear by industry / application

As well as considering the hazards / risks involved in the selection of safety footwear, the type of industry should also be considered. As an example, the construction and healthcare industries will have very different needs.

Industry	Needs	Recommended
Agriculture	Protective toe caps and insoles; anti-static and anti-slip soles; waterproof properties	Safety boots with insole (PVC)
Catering	Shock absorbent heel; anti-slip sole; easy to clean / machine washable	Washable safety shoes (PVC)
Construction	Protective 200 Joule toe caps and insole protection; secure fit; support	Standard safety boots
Foundry (Welders)	Secure top preventing hot material falling onto feet; quick release buckles	Foundry boots; welder safety shoes
Healthcare	Non-slip sole; shock absorbent heel; comfortable sole; easy-clean / machine washable	Washable slip on safety shoe/clog
Laboratory / chemical handling	Chemical resistance (EN 13832-2; 13832-3)	Chemical resistant safety footwear with chemical resistant soles for less hazardous environments
Warehouse	Protective toe cap; anti-static and anti-slip sole; oil and acid / alkali resistance	Safety boots / shoes to suit warehouse activities / environment

## Other selection considerations:

- Impact and Compression Ratings
- Comfort and Convenience
- Employee consultation
- Try before you buy
- Best fit
- Cost over Quality

## Safety Footwear Standards:

### EN ISO 20344:2011:




Specifies methods for testing footwear designed as personal protective equipment.

### EN ISO 20345:2011:

This international standard specifies basic and additional (optional) requirements for safety footwear used for general purposes. It includes, for example, mechanical risks, slip resistance, thermal risks, ergonomic behaviour. The toecap protects the wearer's toes against risk of injury from falling objects and crushing when worn in work environments where potential hazards may occur. The midsole protects against the foot being pierced by underfoot objects.


The classification system used to identify the protection provided by the footwear is listed below:

Safety Category	Meanings
SB (Basic Requirement)	The presence of a safety toecap providing protection against impact injury to the toes caused by falling objects. Level of protection provided is 200 Joules. Prevention of compression injury of the toes if trapped under a heavy object. Level of this protection is 15kN.
SBP	As SB standard plus penetration resistance.
S1	As SB standard plus closed seat region, antistatic properties, resistance to fuel oil and energy absorption of heel.
S1P	As S1 standard plus penetration resistance.
S2	As S1 standard plus water penetration and water absorption resistance.
S3	As S2 standard plus cleated outsole and penetration resistance.
S4	200 Joule toecap protection. All rubber or all polymeric footwear with antistatic properties. Resistance to fuel oil, energy absorption of heel and closed seat region.
S5	As S4 standard plus cleated outsole and penetration resistance.
PB	Toe protection tested to 100 Joules
OB	No protective toe cap

Markings		
 Outsole	HRO	Resistance to high heat 300°C
	FO	Resistance to fuel oil (hydrocarbons)
 Whole Footwear	E	Heel energy absorption 20 Joules
	P	Penetration resistance 1100 Newtons
	CI	Insulation against cold
	WR	Water resistant
	A	Electrical properties: Antistatic footwear
	M	Metatarsal Protection
 Upper	AN	Ankle Protection
	WRU	Water penetration and absorption upper

## EN ISO 13287:2012:

This European Standard specifies a method of test for the slip resistance of conventionally soled safety, protective and occupational footwear. It is not applicable to special purpose footwear containing spikes, metal studs or similar. The item of footwear to be tested is put on a surface, subjected to a given normal force and moved horizontally relative to the surface. The frictional force is measured and the dynamic coefficient of friction is calculated. If the outsole passes both the ceramic tile test (SRA) and the steel floor test (SRB) it is marked as SRC.






Slip Resistant Markings		
	SRA	Passes SRA slip resistant standards: tested on ceramic tile with a diluted soap solution.
	SRB	Passes SRB slip resistant standards: tested steel contamination with glycerol.
	SRC	Passes SRC slip resistant standards: tested on ceramic tile contamination with a diluted soap solution and smooth steel contamination with glycerol. (SRA+SRB = SRC)

Sole Material		
N	Nitrile Sole	Nitrile rubber is a synthetic rubber copolymer of acrylonitrile and butadiene. It is used in the protective industry due to its resistance to fuel and oils. Nitrile rubber is more resistant to oils and acids than natural rubber, but has inferior strength and flexibility and has greater puncture-resistance than natural rubber.
PU	Polyurethane (PU) Sole	Polyurethane is a synthetic soling material. It is flexible and lightweight. Resistant to 90°C heat, oil, low concentration acids/alkalis and solvents. With dual density (PU/PU), you are given an inner foam layer and harder outer layer to ensure comfort and durability. Resistant to 120°C heat, oil, low concentration acids/alkalis and solvents. * (* If marked HRO then 300°C)
R	Rubber Sole	The material generally identified as rubber is vulcanised caoutchouc. Caoutchouc is produced from the latex sap collected from caoutchouc trees. Because unvulcanised caoutchouc breaks when cold and stinks when warm, it is vulcanised which also makes it into a durable raw material. Resistant to 200°C heat, oil, low concentration acids/alkalis and solvents. * (* If marked HRO then 300°C)
VR	Vulcanised Rubber Sole	Vulcanisation is a chemical process for converting rubber or related polymers into more durable materials. Heat and pressure cause the rubber to crosslink and expand which fully vulcanises the sole. The sole is moulded into a very specific outer sole shape.
PVC	PVC Sole	Polyvinyl Chloride is a water-resistant polymer resistant to minerals, vegetable oil and fats, animal by-product, manure, disinfectants and various chemicals. Resistant to 90°C heat, oil, low concentration acids/alkalis and solvents.
PVN	PVC / Nitrile Sole	Polyvinyl Chloride is combined with the tough rigid material Nitrile to produce a harder wearing sole unit. Resistant to 100°C heat, oil, low concentration acids/alkalis and solvents
RPU	Rubber outsole / PU Interlayer	Rubber and polyurethane combining to ensure a hardwearing comfortable light sole.
TPU	Thermoplastic Polyurethane (TPU) Sole	TPU provides a softer, more flexible material for high quality soles in hiking boots and safety footwear. TPU offers superior wear resistance and abrasion resistance.



Upper	
Leather	Leather is a processed and refined natural product. The many positive properties of leather make it well suited as a material to make most of Safety footwear. It is chosen because of its durability, elasticity and its ability to keep its shape. Leather has an ability to hold heat whilst also resisting moisture. Leather boots are supportive and typically last longer and are a good choice when working in harsh conditions.
Leather/Mesh	Leather/Mesh uppers is where the upper is crafted from a synthetic mesh material and overlaid with stitched leather. The benefits of having leather and mesh, allows for breathable footwear, particularly in industries where the wearer is on their feet all day. These materials may often be water-resistant treated; given longer life. Nylon mesh and leather combination boots are ideal for warmer weather because they are lightweight, flexible and breathable.
Nubuck	Nubuck is a top-grain rawhide leather giving strength, thickness and resistance to wear. It is a particularly fine leather that has been lightly sanded on the grain side and therefore been given a satiny character. Fine calfskins and cowhides are usually used for Nubuck leather. It is ideal in footwear because it remains water-resistant for a long time after waxing. The material is extremely supportive and a good choice for tough working comfort.
Suede	Suede is a generic term for a type of leather with a roughened surface that is sanded onto the flesh or grain side of the leather. Suede is made from grainy hide or from flesh splits; the flesh side is sanded and lies on the outside. Suede flesh split hides are usually understood to mean that the side facing the grain side is worked.
PVC	Polyvinyl Chloride is a water-resistant polymer resistant to minerals, vegetable oil and fats, animal by-product, manure, disinfectants and various chemicals.
Nitrile	Nitrile rubber is a synthetic rubber copolymer of acrylonitrile and butadiene. It is used in the protective industry due to its resistance to fuel and oils. Nitrile rubber is more resistant than natural rubber to oils and acids, but has inferior strength and flexibility and has greater puncture-resistance than natural rubber.
Soft shell	Soft Shell is a tightly woven fabric renowned for its breathability, and coated with a durable water repellent (DWR) finish.
Synthetic Leather	These are materials other than genuine leather which are designed to look and function like leather.

Features	
Steel Insole	A steel shank in the midsole offers underfoot protection with a penetration resistance of 1100 Newtons.
Composite Cap	Non-metallic, lightweight protection for the toes.
Anti-Penetration Synthetic Insole	Non-metallic, lightweight underfoot protection against sharp objects.
Speed Lacing	These are hooks at the top of the boot allowing the wearer to put on and remove footwear with speed and ease.
Pull on loop at rear or side	Allows wearer to put on and remove footwear with speed and ease.
Goodyear Welt	The upper and sole are heat-sealed and stitched together creating a durable last. Tough metal is used (similar to a staple) to fasten the upper and welt in the internal part of the shoe.
Bump Cap	Protects the toe cap from damage and scuffing promoting longer wear.
Gusset Tongue	Prevents debris from entering footwear
Padded Collar	Provides wearer comfort and protects the Achilles tendon
Padded tongue	A padded tongue provides excellent wearing comfort and prevents painful pressure points on the foot.
Perforated upper	Perforations provide air circulation in the shoe making the footwear comfortable to wear.
Metatarsal Protection	Protects the metatarsal area of the foot.
Heel kick panel	A kick panel on the heel of the boot allows for quick and easy removal of footwear.
Side Zip	Quick access side-zip allows wearer to put on and remove footwear with speed and ease.
Alignment loop on tongue	Alignment of the tongue on footwear allows for comfortable wear at pressure points, preventing rubbing in the footwell.
Twin gusset	Dual elasticated gussets for simple pull-on wear.
Antibacterial foot bed	Prevents the build-up of bacteria within the footwear giving longer product life.

Types of Eyelets		
D-Ring lace holds	Industrial standard heavy-duty metal D-Ring lace holds	
Hexagonal eyelets	Industrial standard heavy duty hexagonal metal eyelets	
Non-metallic eyelets	Non-metallic components are used in metal free footwear, eyelets are usually made of a heavy-duty plastic or synthetic material.	
Loop-lacing	An alternative to eyelets, giving a lighter weight, non-metallic, heavy duty textile or synthetic lacing system.	
Perforated eyelet	The eyelets are perforated directly into the leather. Ideal for lighter duty environments.	

## Size Chart:

USA	UK	EUROPE
6	5	38
7	6	39
8	7	41
9	8	42
10	9	43
11	10	45
12	11	46
13	12	47
14	13	48
15	14	49

Diagram of Typical Safety Shoe (with Anti-penetration insole)



DIP - Direct Injection Process)





#### Features

- Black safety boot
- Cow leather upper
- Breathable & comfortable non-woven grey felt lining
- Non-Woven anti-static insole
- High Density Polyurethane (PU) sole which is slip and abrasion resistant
- Steel toe cap (200 Joule impact resistance),
- Low density PU midsole for excellent shock absorption and comfort

#### FORCE ALLIGATOR BLACK BOOT STC

Code: **VLEBL-0010-PR**

Colour: **Black** | Size: 3 - 15



#### Technical Data

- Material: Cow Leather
- ISO 20345 Approved



#### Features

- Green / Black Safety Boot
- Smooth premium grain buff nubuck leather upper
- Breathable and comfortable Taibrelle lining
- Non-Woven Anti-static Insole
- High Density PU heat-resistant (120°C) sole which is Slip and Abrasion resistant
- Steel Toe Cap (200 Joule Impact Resistance)
- Low density Polyurethane midsole for excellent shock absorption and comfort

#### PRIDE ELGON GREEN AND BLACK BOOT STC

Code: **VLEFG-0007-PR**

Colour: **Forest Green** | Size: 5 - 13



#### Technical Data

- Material: Buff Nubuck Leather
- ISO 20345 Approved



#### Features

- Brown / Black Safety Boot
- Smooth Premium Grain Buff Crazy Horse Leather Upper
- Breathable and comfortable Air Mesh Fabric lining
- Non Metallic Anti-Penetration Midsole
- High Density PU heat-resistant (120°C) sole which is Slip and Abrasion resistant
- Steel Toe Cap (200 Joule Impact Resistance)
- Low density PU midsole for excellent shock absorption and comfort
- Non metallic, Anti-penetration Insole
- Metal free boot

#### PRIDE MERU BOOT BROWN/BLACK NSTC ON BACK

Code: **VLEBR-0009-PR**

Colour: **Black / Brown** | Size: 5 - 13



#### Technical Data

- Material: Buff Crazy Horse Leather
- ISO 20345 Approved

## CATERPILLAR HOLTON BLACK BOOT



### Features

- Black Safety Boot
- Quality boot with a steel toe cap (200 Joule Impact Resistance)
- Full grain leather upper
- Oil and acid resistance
- Anti-static
- Shock Absorbent
- Heat resistant to 300°C

## CATERPILLAR HOLTON BLACK BOOT

Code: **P205**

Colour: **Black** | Size: 6 - 12



### Technical Data

- Material: Full Grain Leather
- ISO 20345 Approved

## BROWN CAT PROPANE BOOT



### Features

- Black/ Brown Safety Boot
- Quality CAT product with extreme slip resistance
- Nylon mesh lining
- Removable sock liner, perforated EVA with gel technology
- Poured PU Midsole
- T870 Ultra work compound outsole with heat resistant to 300°C
- Steel toe cap. (200 Joule Impact Resistance)

## BROWN CAT PROPANE BOOT

Code: **P2127**

Colour: **Brown** | Size: 6 - 12



### Technical Data

- Material: Tumble full grain leather





### Features

- PVC upper for optimum flexibility and abrasion resistance
- Available with or without a steel toe cap
- PVC / Nitrile sole for durability and protection against fats, oils and chemicals
- The cleated sole design provides SRA level slip resistance and maximum soil release
- Nylon liner allows for easy cleaning and quick drying for maximum hygiene
- Toe-spring for walking and kneeling

### Optional extras:

- Contour moulded cushion insole to enhance comfort and reduce fatigue
- Protections against fats, oils and chemicals
- Fur liner for warmth and comfort in cold environments

### BLACK EGOLI PVC GUMBOOT STC 1270 ON BACK

Code: **P170**

Colour: **Black** | Size: 3 - 13



### Technical Data

- Material: PVC / Nitrile Sole and PVC Upper
- SABS Approved
- Toe Cap complies with EN12568



### Features

- Black / Grey Knee-length PVC gumboot
- Hard wearing with grip and sole support
- Sole: Oil and Acid resistant

### SHOSHOLOZA GUMBOOT STC

Code: **P819**

Colour: **Black / Grey** | Size: 3 - 13



### Technical Data

- Material: PVC
- SABS Approved
- Toe Cap complies with EN12568



### Features

- Black / Grey Knee-length PVC gumboot
- Hard wearing with grip and sole support
- Midsole: Energy absorbing ballistic textile anti-penetration midsole
- Toe Cap: Composite - complies with EN12568
- Integrated metaguard for extra impact protection
- Sole: Oil & Acid Resistant

### STIMELA XP GUMBOOT XBG255PM

Code: **P1957**

Colour: **Black / Grey** | Size: 3 - 14



### Technical Data

- Material: PVC
- SABS Approved
- Toe Cap complies with EN12568



## FORCE GENERAL PURPOSE PVC BLACK GUMBOOT



### Features

- Unisex.
- Knee Length PVC
- Hard wearing
- Excellent Grip
- Sole Support

### FORCE GENERAL PURPOSE PVC BLACK GUMBOOT

Code: **VPVBL-0008-FO**

Colour: **Black** | Size: 4 - 12



### Technical Data

- SABS Approved





## Notes



# Accessories

## BARRIER TAPE 100M RED &amp; WHITE



## Features

- 186c Solar Red ink for use in sunlight
- Maximum sun exposure of 3-6 months
- Used to indicate possible dangerous or hazardous area

## BARRIER TAPE 100M RED &amp; WHITE

Code: **P050 QS**

Colour: **Red / White** | Size: 75mm Width  
100m Length  
50 micron  
Weight 16kg per roll

## Technical Data

- 100m Length
- 50 micron
- Weight 16Kg per roll
- LPDE & LLDPE Recycled Blend
- Not food safe but 100% Recyclable
- Masterbatch 4% Titanium Based 1101 White
- SANS 50471

## PLASTIC BARRIER NETTING



## Features

- Cordoning off areas on construction sites, railways, sport events, etc
- Manufactured in high visibility orange, blue, green and yellow form polyethylene
- Manufactured in medium weights and grades to suit application
- Premium quality extruded and strong design
- Also suitable for construction industry

## PLASTIC BARRIER NETTING

Code: **P1008**Colour: **Various** | Size: 1m x 50m / 12m x 50m

## Technical Data

- PVC Material
- 1m-130g 450kg/sqm
- 12m-130g 510kg/sqm

## REFLECTIVE BARRIER NETTING



## Features

- Drawstring top and bottom for attachment
- High definition colours
- Orange and yellow complete with silver reflective portion
- UV Protected
- Chemical Resistant
- Extra Strength
- Flexible
- Easy to erect
- Easy to transport

## REFLECTIVE BARRIER NETTING

Code: **P195**Colour: **Various** | Size: 50M X 1M

Also available as:

50M X 1,2M  
50M X 2M  
150MM X 25M

## Technical Data

- Woven Nylon Material
- Weight: 1m weighs 5,5kg  
1,2m weighs 6,6kg  
2m weighs 11kg



## ORANGE TRAFFIC SAFETY CONES



### Features

- Includes reflective material
- Tough and long lasting
- Other sizes available on request

### ORANGE TRAFFIC SAFETY CONES

Code: **P648 QS**

Colour: **Orange / Silver** | Size: 500mm

### Technical Data

- PVC Material
- Reflective Tape: EN12899

## NIKKI ROAD CONE



### Features

- Memory material mould
- Heavy base of 5kg weight allows cone to remain upright in windy conditions
- Based designed to return to an upright position when knocked over
- Cone remains visible if knocked down

### NIKKI ROAD CONE

Code: **P2066**

Colour: **Orange / White** | Size: 900MM(H) X 460MM

### Technical Data

- High Visibility PVC
- Reflective Tape: EN12899

## ROAD CONE BARS



### Features

- Used to provide a channel for pedestrians on worksite where workers are in attendance
- Non splintering
- Will not present a hazard to vehicles, including bicycles, after falling from the cone support

### ROAD CONE BARS

Code: **P2067**


Colour: **Black / Yellow** | Size: 1m Extends up to 2,2m

### Technical Data

- Durable and lightweight PVC



## LDV STOP BLOCKS



### LDV STOP BLOCKS

Code: **P2068**

Colour: **Yellow** | Size: 325mm x 225mm, 170mm

#### Features

- Moulded from Polyethylene and virtually unaffected by the elements, oils, fuels, solvents etc.
- Manufactured in a bright colour
- (CAUTION/SAFETY) yellow colour for ease of identification and high visibility
- Have replaceable rubber strips and moulded recessed handles

#### Technical Data

- Polyethylene Material

## MAGNETIC STROBE LIGHT



### MAGNETIC STROBE LIGHT

Code: **P2069**

Colour: **Orange / Black** | Size: Universal

#### Features

- 12V DC Amber Beacon Strobe Light
- 60 LED SMD5050 360° revolving flash / intermittent flash LED bulb
- Extreme temperature reliability
- Big flat top magnetic base
- 2 patterns

#### Technical Data

- Materials: Polycarbonate lens, ABS mounting base
- Working temperature -30°C to +50°C

## ORANGE BUGGY WHIP POLE 3.5M



### ORANGE BUGGY WHIP POLE 3.5M

Code: **P7124**

Colour: **Orange** | Size: 20cm X 36cm

#### Features

- Buggy whips are used to increase visibility of conventional vehicles helping you comply with occupational health and safety guidelines and requirements

#### Technical Data

- Fibre-glass / Poly-resin Material

## Notes



**safe@work™**  
STORE IN STORE CONCEPT

## Available Stores:

### **Westrand Bolts & Nuts**

9 Duncan Road,  
Randfontein  
1760  
+27 (0)82 961 1432

### **Jack's Paint Bryanston,**

Shop 4&5 Grosvenor Crossing,  
Cnr William Nicol & Grosvenor Street  
Bryanston  
+27 (0)10 599 0204

### **Paint Shuttle**

Riverside Industrial,  
9 Waterlilly Street,  
Unit 27, Riverside Circle  
Nelspruit  
+27 (0)83 776 8982

### **Build It Knysna**

8 New Street, Waterfront Park  
Knysna  
+27 (0)44 382 1132

### **Jack's Paint Randfontein**

232 Harred Road,  
Randfontein  
+27 (0)11 693 5048

**safe@work™**  
STORE IN STORE CONCEPT

**FOR MORE INFORMATION CONTACT: +27(0) 79 871 5325**

**Head Office**

11 Bussing Street,  
Aureus, Randfontein,  
South Africa, 1760  
+27 (0)11 296 3600  
+27 (0)11 296 3724

**Commercial Centre**

5 Protea Street,  
Aureus, Randfontein,  
South Africa, 1760  
+27 (0)11 296 3600

**Zambia Office & Warehouse  
Kitwe****Heavy Industrial Area**

Plot 5408, Kitwe, Zambia  
+26 (0)21 221 0917

**Select PPE Retail Stores****Randfontein**

Shop C, 92C Main Reef Road,  
Randfontein  
+27 (0)11 296 3670

**Rustenburg**

Shop #2 Midas Complex  
Cnr of 1st Avenue &  
R104 (Old Pretoria Road)  
Rustenburg, 0299  
+27 (0)11 296 3691

**Sishen**

The Goodies Building,  
Industrial Area,  
Cnr of Ian Fleming & Ystererts Street,  
Kathu, 8446  
+27 (0)11 296 3755

**Warehouse & Direct Sales****George**

Unit 33 PW Botha Blvd  
Tamsui Industria, George Industrial,  
+27 (0)11 296 3602

**Welkom**

132 Constantia Street,  
Welkom, 9459  
+27 (0)11 296 3764

**Paarden Eiland**

46 Shropshire Street,  
Cnr of Service Road,  
Paarden Eiland, 7405  
+27 (0)21 476 0999

**Select PPE Sales Region****Kwa-Zulu Natal**

+27 (0)71 491 4261

**Western Cape**

+27 (0)82 895 4920

**Free State**

+27 (0)82 888 9225

**Northern Cape**

+27 (0)82 327 7907

**Mpumalanga**

+27 (0)82 888 9225

**Vaal Triangle**

+27 (0)82 888 9225

**North West**

+27 (0)82 327 7907

**Limpopo**

+27 (0)82 888 9225

**Eastern Cape**

+27 (0)82 895 4920

**National Sales**

+27 (0)82 327 7907

**Zambia Retail Information****Kitwe**

Plot No 5408, Natwange Road,  
Heavy Industrial Area  
Kitwe, Copperbelt  
Zambia  
+26 (0)21 221 0917

**Ndola**

Jacaranda Mall, unit 14  
Ndola, Zambia  
+26 (0)21 265 0356

**Zambia Sales****Copperbelt, North Western,  
Luapula, Muchinga Provinces**

+26 (0)97 125 5877

**Lusaka Southern, Eastern,  
Western, Central**

+26 (0)97 477 8490

**Botswana Sales****Gaborone**

+267 (0)730 11717



Copyright © Reserved

**marketing@selectppe.co.za**  
**www.selectppe.co.za**